

# ADC AD-285

## 30-lb Capacity Coin Dryer

### Standard Features:

- 30-lb. capacity
- 10.18 cu. ft. basket volume
- 72,000 Btu/hr heat input, 375 cfm airflow
- Radial airflow
- 6" diameter vent connection on top of dryer
- Steel door with gasketless glass
- Fits through a standard 36" door
- Available in gas heat

### Optional Features:

- Stainless steel front, cabinet & basket
- S.A.F.E. (Sensor Activated Fire Extinguishing System)

COIN



AD-285 Coin Dryer

### Why Purchase ADC AD-285?

#### Engineer-Driven Design That is Built to Last

Our dryers showcase ADC's engineer-driven approach to design. Bearings are permanently lubricated on the motor and drive system. There are no chains used at ADC; rather, we use V-belts and pulleys for smooth, quiet, and trouble-free operation. Our dryer cabinets are electrostatically powder-painted inside and out, then baked at 420-degrees fahrenheit before final assembly—ensuring the hardest surface and the longest-lasting finish in the industry.

#### Rugged Steel Door with Gasketless Door Glass

Our dryer doors are one solid piece of steel with gasketless glass. This eliminates the issue of glass falling out due to wear and tear on rubber gaskets that some manufacturers use to secure their glass. The security and durability that gasketless glass provides is essential to a successful laundromat operation.

#### Easy-to-Read, Multilingual Controls

We were the first to bring computer-operated dryers to the market and today we continue to be a leader in applying technology to dryer operation. Our years of experience along with our accessible design, easy-to-read LCD screens and our user-friendly multilingual interface positions ADC as the pioneer in the laundry industry.

Your local ADC independent authorized distributor



# ADC AD-285

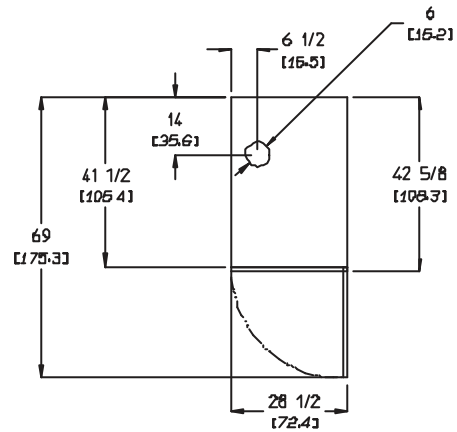
AD-285 Specifications	
Tumbler Capacity (dry weight)	30 lbs. (13.6 kg)
Tumbler Diameter	27-1/4" (69.22 cm)
Tumbler Depth	30" (76.2 cm)
Tumbler Volume	10.18 cu ft (288.27 L)
Tumbler/Drive Motor	1/2 hp (0.37 kW)
Blower/Fan Motor	N/A
Door Opening (Diameter)	21-1/2" (54.61 cm)
Door Sill Height	26-3/8" (67 cm)
S.A.F.E. Water Connection	North America 3/4"-11.5 NH Outside North America 3/4" B.S.P.T.
Dryers per 20'/40' Container	14 / 30
Dryers per 48'/53' Truck	36 / 38
Width	28-1/2" (72.4 cm)
Depth	42-5/8" (108.3 cm)
Height	69-1/2" (176.6 cm)
Airflow gas/electric	60 Hz 375 cfm (11 cmm) 50 Hz 313 cfm (8.85 cmm)
Exhaust Connection	6" (15.24 cm)
GAS MODEL:	Approx. Net Wt. 455 lbs (206.4 kg) Approx. Ship Wt. 500 lbs (226.8 kg) Heat Input 72,000 btu/hr (18,144 kcal/hr) Inlet Pipe Connection 1/2" M.N.P.T. 1/2" B.S.P.T. (CE and Australia Only)

\* Specifications in parentheses are metric equivalents.

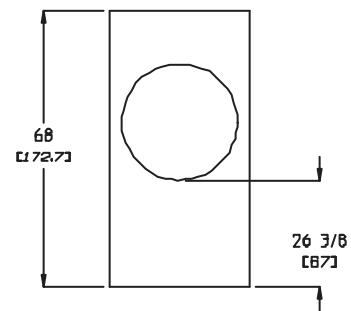
4/2/07

Electrical Service Specifications					
GAS					
SERVICE VOLTAGE	PHASE	WIRE SERVICE	APPROX AMP DRAW		CIRCUIT BREAKER
			60 Hz	50 Hz	
120	1ø	2	8.7	--	15
208	1ø	2	5.2	--	15
240	1ø	2	4.8	5.8	15
208	3ø	3	3.0	--	15
240	3ø	3	3.2	3.6	15
380	3ø	4*	--	2.2	15
400	3ø	4*	--	2.2	15
416	3ø	4*	--	2.3	15
460	3ø	3	2.1	--	15
480	3ø	3	2.1	--	15

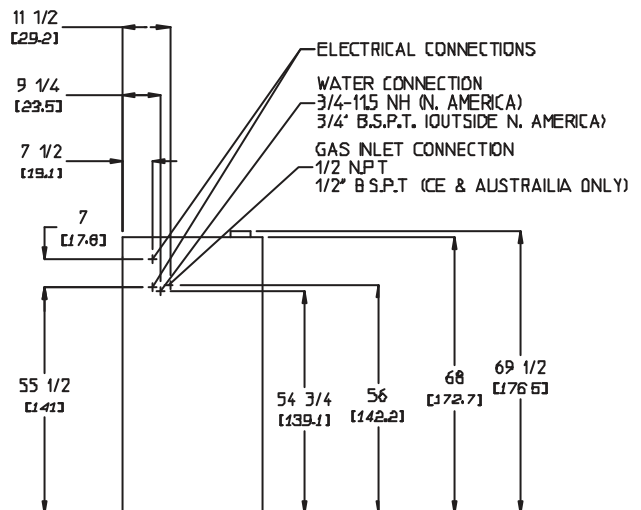
\* Machines are built four-wire. Three-wire is available.



PLAN VIEW



FRONT VIEW



REAR VIEW



QY160030 1/17

88 Currant Road, Fall River, MA 02720-4781 • 508.678.9000

www.adclaundry.com